


[See all emulators](#)




Program	Use
Nissan NATS 4 and 5	<ul style="list-style-type: none"> • ECU from 2000 to 2002 - NATS 4 and 5 immo • 2.0, 2.2, 2.7 and 3.0 diesel 5-socket ECU with 24C04 memory GO TO VIDEO • 1.5 gasoline Hitachi MEC with 93C46 and 93C56 memory GO TO VIDEO • 1.8 and 2.0 gasoline Hitachi MEC with 93C56 memory GO TO VIDEO • 1.4 gasoline Bosch with 24LC02 memory

[See all emulators](#)

ATTENTION!
Disconnect immo box or cut off **CODE LINE** from wiring!

Wiring colour codes



The LED behavior

diagnostic mode - it flashes every second

adjusting to the ECU – flashing 0,1 sec

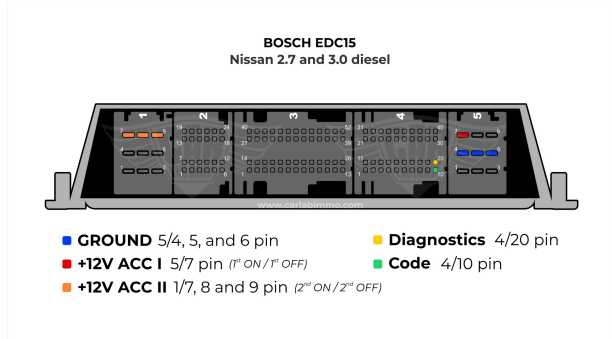
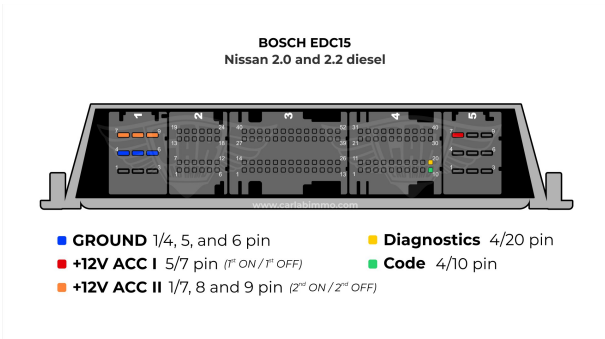
after adjusting it lights constantly and blinks every other second

See all emulators




Nissan NATS 4 and 5

Bosch EDC15M1-5.x / EDC15V1-5.x
2.0 2.2 2.7 and 3.0 diesel



Step 1. Locate **24C04 memory** and read its content



Step 2. Change the following values:

Change for 2.0 2.2 and 3.0 TD

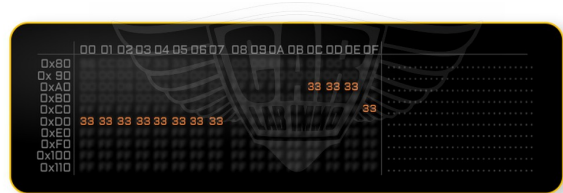
In addresses
from **071** to **073** write **33** value
from **093** to **09B** write **33** value



See all emulators

Change for 2.7 TD


In addresses
 from **0AC** to **0AE** write **33** values
 in **0CF** write **33** value
 from **0D0** to **0D7** write **33** values





Step 3. Connect **CLIXE** to the ECU

If your car doesn't start, connect the red wire to +12V DC.

(works with 2.0 and 2.2 diesel engines)



(works with 2.7 and 3.0 diesel engines)
If your car doesn't start, connect the red wire to +12V ACC.




ATTENTION!
 Disconnect immo box or cut off **CODE LINE** from wiring!

See all emulators

1.5 gasoline Hitachi MEC with 93C46 memory





Watch video manual

Step 1. Locate **93C46** memory and read its content

Step 2. Change the following values:

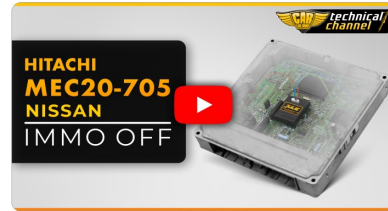
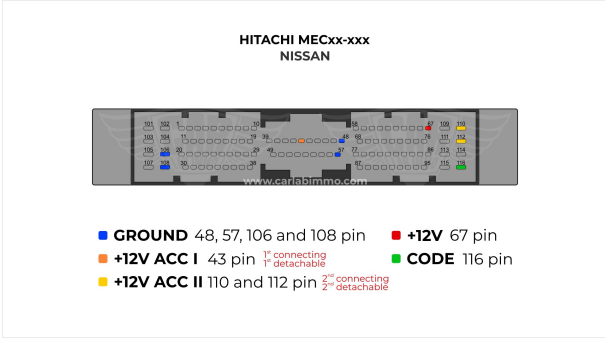
In addresses
from **00E** to **00F** write **33 33** values

Step 3. Connect **Julie Emulator** to the ECU according to the picture:**ATTENTION!****Disconnect immo box or cut off **CODE LINE** from wiring!**

[See all emulators](#)


See all emulators

1.8 2.0 gasoline Hitachi MEC with 93C56 memory



Watch video manual

Step 1. Locate **93C56 memory** and read its content



Step 2. Change the following values:
In address
from **00E** to **00F** write **33 33** values




Step 3. Connect **CLIXE** to the ECU



ATTENTION!
Disconnect immo box or cut off **CODE LINE** from wiring!

[See all emulators](#)

Connecting emulator to ECU for Nissan Primera 2001 2.0 16V 140PS



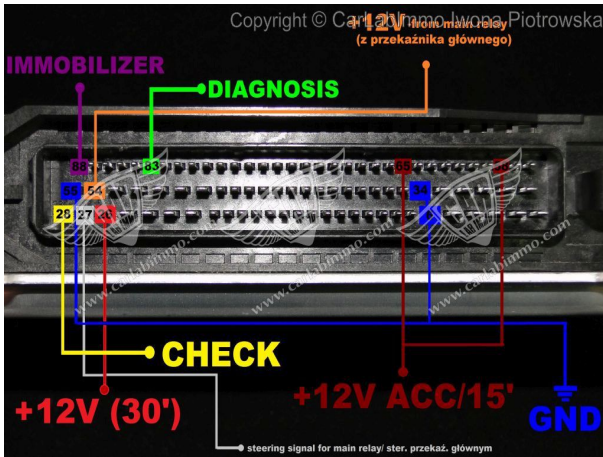
ATTENTION!

Disconnect immo box or cut off **CODE LINE from wiring!**


See all emulators

Nissan NATS 4 and 5

1.4 gasoline Bosch ECU with 24LC02 memory




Step 1. Locate **B58253** eeprom memory - read as **24C02**




Step 2. Change the following values:

In address from **06** to **07** write **33 33** values



Step 3. Connect **CLIXE** to the ECU according to the picture:

ATTENTION!
Disconnect immo box or cut off **CODE LINE** from wiring!



See all emulators

Nissan NATS 4 and 5

BLAUPUNKT 9345 radio with 25160 memory

Download memory content ([available HERE](#)) and connect up the radio, wait out the countdown of 50 seconds. Then when CODE shows up please enter code **8361** and confirm with UP ARROW button

Important!

When you enter incorrect code, it will cause the radio lock to turn on for 50 minutes



See all emulators

CLARION PN-1628M radio with f93C46 memory

Download memory content (available [HERE](#)) and connect up the radio, wait out the countdown of 50 seconds. Then when CODE shows up please enter code **1111** and confirm with UP ARROW button.



[See all emulators](#)

Warning!!!

Due to possible construction changes of cars, check signals with multimeter in the ECU plug.



All rights reserved.

Unauthorized copying, hiring, lending, public performance will be punished!

We state that we are the only authentic authors of this manual. We possess copyright of this publication. Any trials of unauthorized copying, hiring, quoting prohibited!!! Both service and advertisement constitute copyright and they are the subject to the protection in accordance with the Act from 4th Feb. 1994 on Copyright and Related Laws (Statute Book no. 24 position 93) and protection on the basis of the Act from 8th June 1993 on combating an unfair competition (Statute Book no. 47 position 211)

www.carlabimmo.com

Last updated 24.04.2023