




**MEDBIOPLAST LTD**

**EMULATOR IMMO  
TMS 374**



**Citroen, Peugeot Engine Control  
Module  
with processor TMS374 :**

- Sagem SL96**
- Magnetti Marelli 1AP20, 1AP40,  
1AP41.1AP43, 1AP80, 1AP81, 1AP83,  
1AP90**

**Renault Engine Control Module with  
processor TMS374 :**

- Siemens Fenix 5**
- Sagem Safir 1**
- Sagem Safir 2**

**Thank you for purchasing our device.**

**Emulator immo TMS 374 enable to take off immo permanently.**

**In case of losing the car keys or a car burglary, it enable to drive off from the road to the car service.**

**Due to a low cost you can leave it in the car instead of buying a new immo or making car keys duplicate.**

**Emulators immo TMS 374 works without quantitative restrictions (you can use it repeatedly in many cars).**

**Two LEDs indicating:**

**green - power**

**red – transmission (will blink and turn off)**

Before unblocking, cut off the immo cable from the  
ECM plug:

Sagem SL96 pin 48


Magnetti Marelli 1AP pin 48 i 27


Fenix5 1,4 i 1,6 pin 37, a 1,8 and 2,0 pin 35

Sagem Safir1 35-pins pin 30

Sagem Safir2 55-pins pin 37


After cutting off the immo cable find in Engine  
Control Module pin 22 flash 28f512 or eprom  
27C512.





Sagem SL96











**After cutting off the immo cable from the plug of Engine Control Module, by head of the cable connect pin 22 of flash 28F512, connect supply plug to the car cigarette lighter and turn on the ignition. Wait one minute till LED emulator will turn off.**

**Afterwards turn on the ignition and wait 5 seconds, then turn off the ignition and wait 5 seconds (repeat this action 7 times).**

**Disconnect head of the immo cable and check if car will start.**